

HOW TO MEASURE FOR BLINDS

At Awnopy, we offer high-quality roller blinds in various sizes, colors, and materials to suit your specific requirements. Our roller blinds are designed to provide a perfect fit for your windows, whether you choose an inside or outside mount. With our expert installation guidance and exceptional customer service, we ensure a hassle-free installation hand holding process.

So, go ahead and enjoy the benefits of increased privacy, light control, and style in your home with our quality roller blinds.



Always use a Metal measuring tape to measure for blinds

Important tips before measuring Blind dimensions:

Installing roller blinds is an excellent way to enhance the appearance of your home while controlling the amount of light and privacy. However, before you install your blinds, it is crucial to measure your window space accurately. Here is a step-by-step guide on how to measure your window space for roller blind installation.

Determine the type of installation you want:

Inside Mount



An inside mount means that the blinds are installed inside the window frame.

Outside Mount



While an outside mount means that the blinds are installed outside the window frame.

HOW TO MEASURE FOR INSIDE MOUNT BLIND?



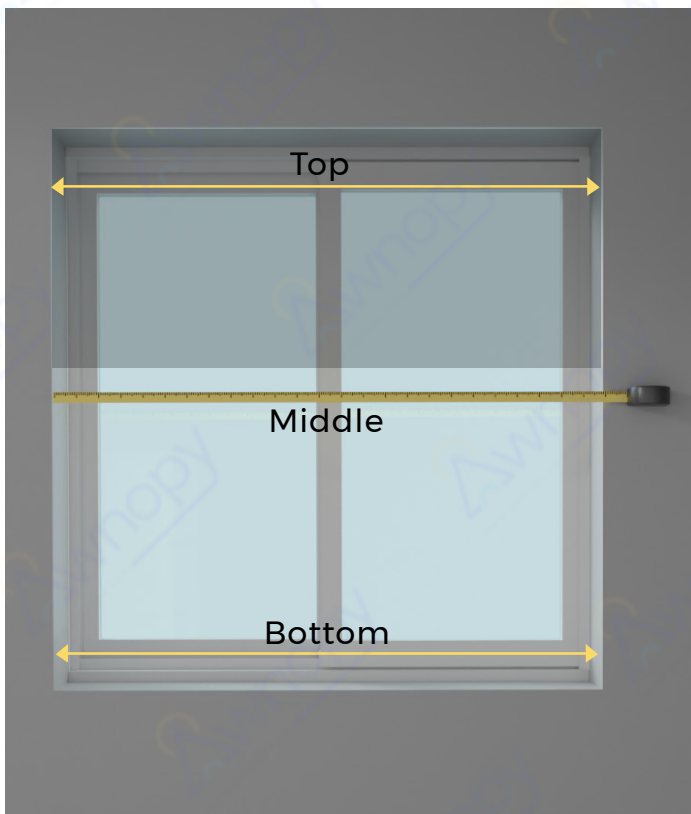
By choosing an inside mount, the blinds sit inside the window frame, providing a clean and polished look to your windows. The inside mount also allows more natural light into your room by blocking less of the window.

For an inside mount, first check if your window is deep enough to fit an inside mount blind.

For a standard blind, we recommend that there should be at least **8-10 cm** clear space to properly fit the blind.

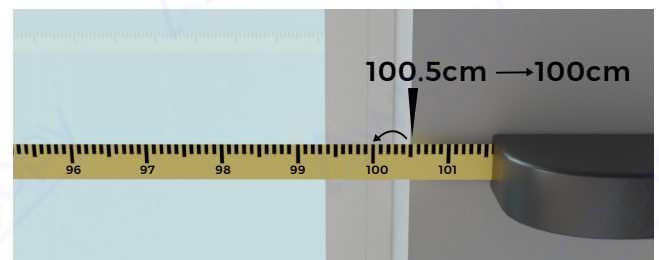


MEASURING THE WIDTH FOR INSIDE MOUNT:



The width measurement is taken from the inside edge of the window frame at the top, middle, and bottom, and use the shortest measurement.

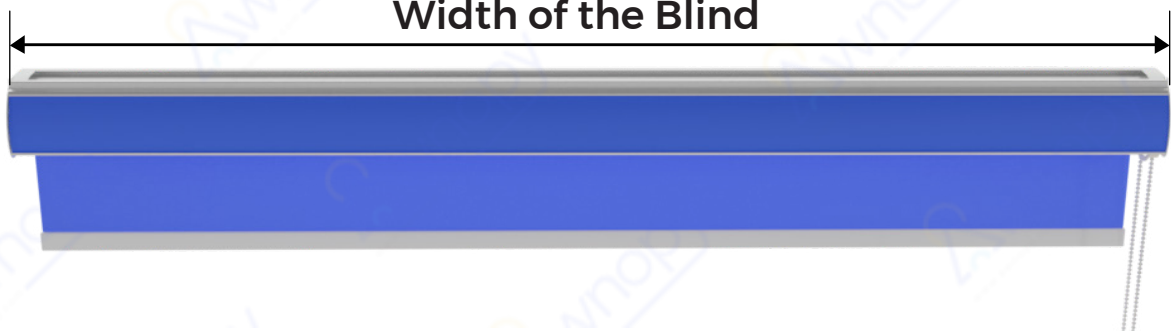
Kindly take all measurements in centimeters and round down all measurements to the nearest whole number.




For example, if your measurement is **100.5 cm**, use **100 cm**.

This will be the width you order.

Width of the Blind




MEASURING THE HEIGHT FOR INSIDE MOUNT:




Measure the height on the left, centre, and right sides, and use the longest measurement (top left, center, and top right down to the window sill).


Kindly take all measurements in centimetres and round down all measurements to the nearest whole number.



For Example if your measurement is 129.5 cms, use 129cms. This will be the Height you order.



HOW TO MEASURE FOR OUTSIDE MOUNT BLIND?



Outside mount roller blinds cover the window completely, providing better light control and privacy. Outside mounted window coverings cover the entire window opening and the window frame; hence, there are some additions that need to be made to order the proper size. We will only make your product to the dimensions you specify, no additions will be made from our side.

Please note, dimensions of the final product will include the accessories of the roller blind which are mounted on the side.

MEASURING THE WIDTH FOR OUTSIDE MOUNT:

When measuring the window's width, take the measurement at the top of the window frame. Use that measurement and add at a minimum of 10 centimeters, which is 5 cm for each side. This will ensure the window is properly covered.

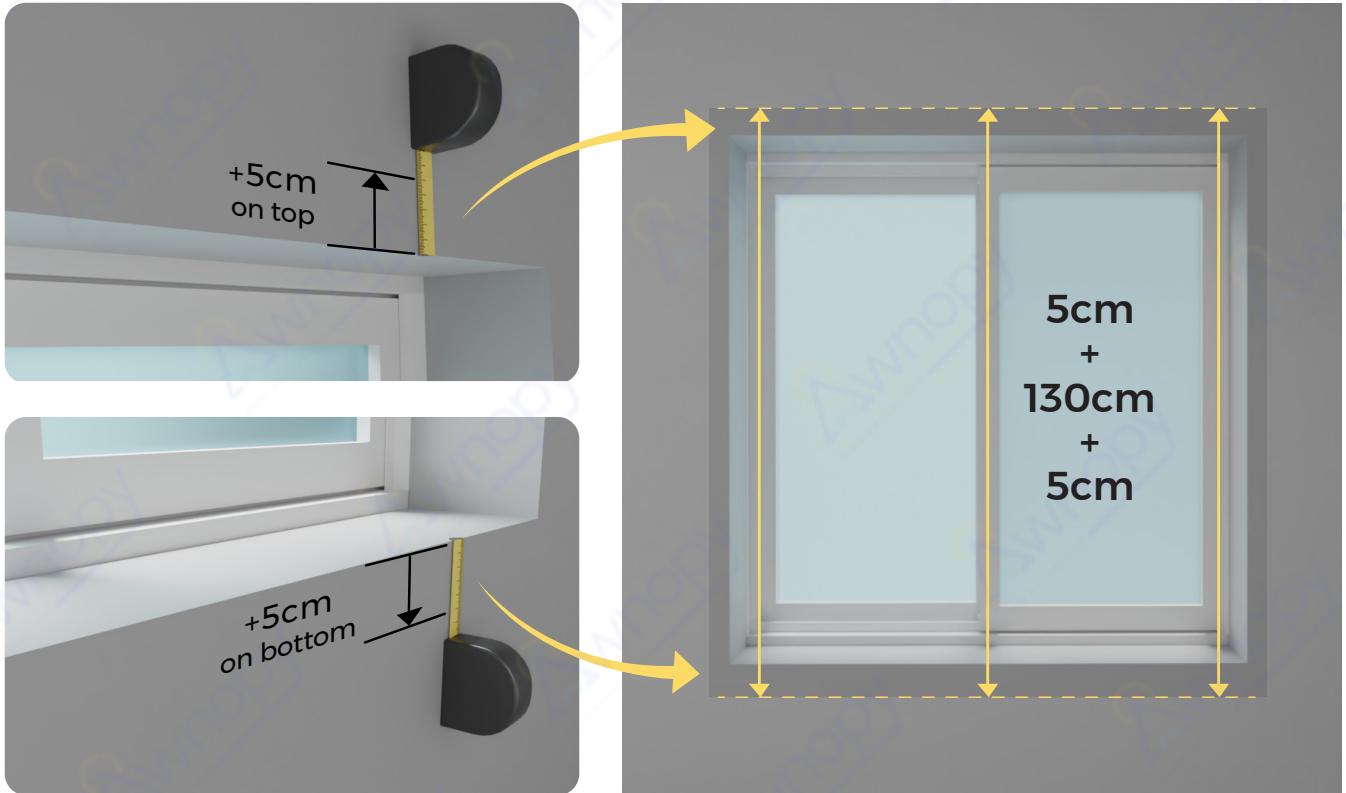


Now you have the perfect width.

MEASURING THE HEIGHT FOR OUTSIDE MOUNT:

When measuring the window's height, take it from three locations: the top, middle, and the bottom.

You'll use the largest of the three measurements and add a minimum of 10 cm, which is 5 cm for the top and 5 cm for the bottom. This ensures the window will be properly covered.



**Assumed size*

$$5\text{cm} + 130\text{cm} + 5\text{cm} = 140\text{cm}$$

Now you have the perfect height, and you're ready to order.

Please note, dimensions of the final product will include the accessories of the roller blind which are mounted on the side. We will make all the necessary deductions based on the measurements you provide during checkout. Do not make any adjustments to your measurements. Send us the exact measurements that you get, and we will do any adjustments internally.