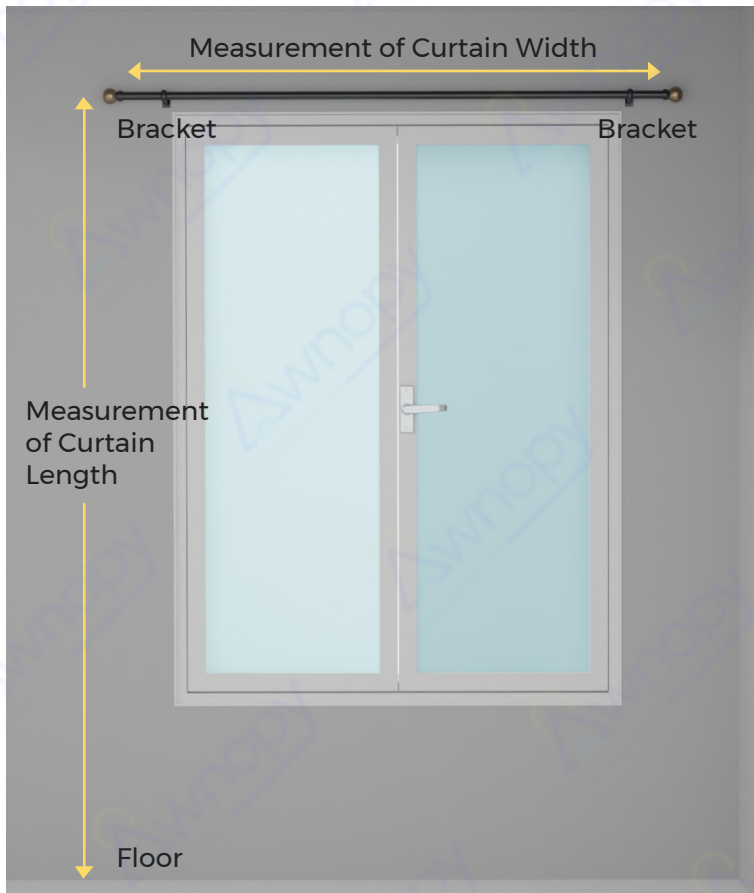


HOW TO MEASURE FOR CURTAINS

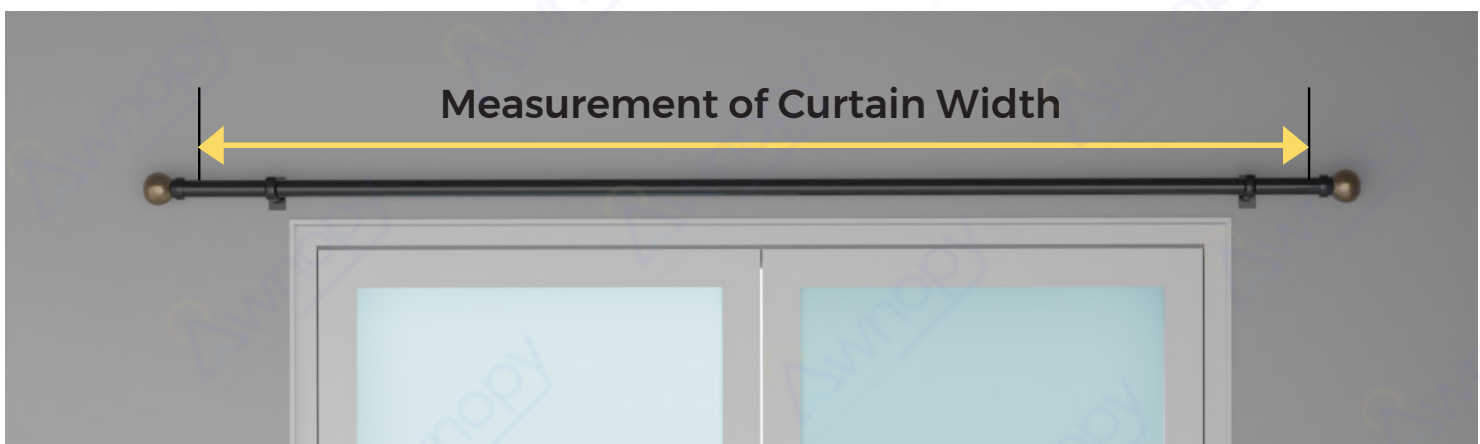
When measuring your windows for curtains, it is important to be as accurate as possible. The following steps will help you to take accurate measurements:



- Before measuring your window space or opening make sure you either remove or open existing curtains or blinds on your window.
- Use a metal measuring tape and take all measurements in centimetres.

FOR WIDTH MEASUREMENT:

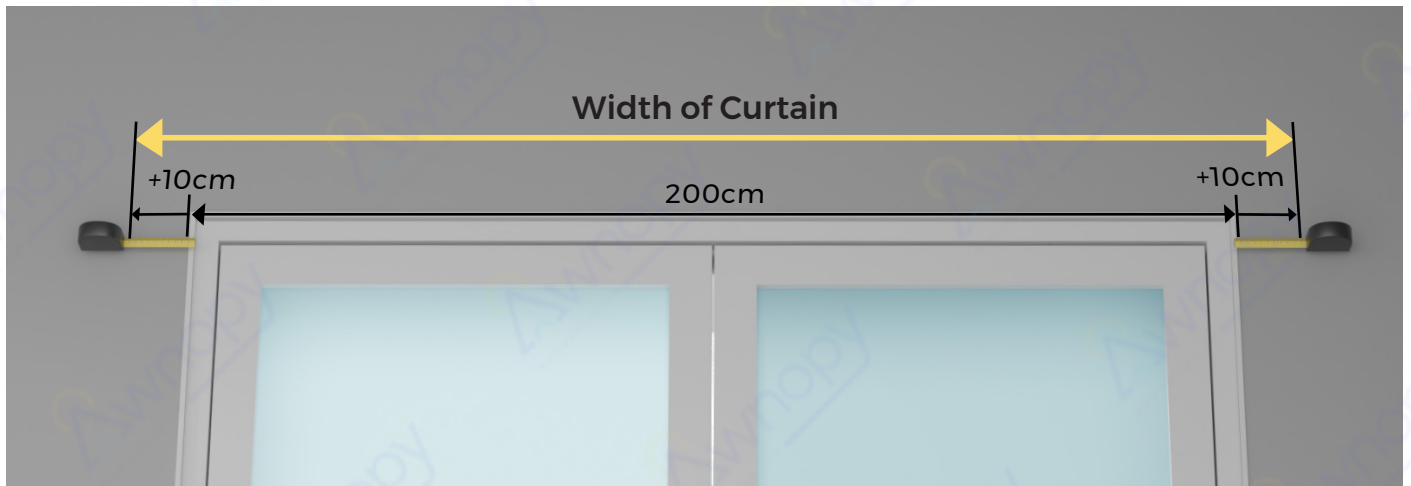
If Curtains Rods are already Installed:



Measure the width of the curtain rod from one mounting bracket to the other. Now this will become your final width measurement.

(For example if the curtain rod bracket to bracket measurement is 220cm, then the width you order will become 220cm).

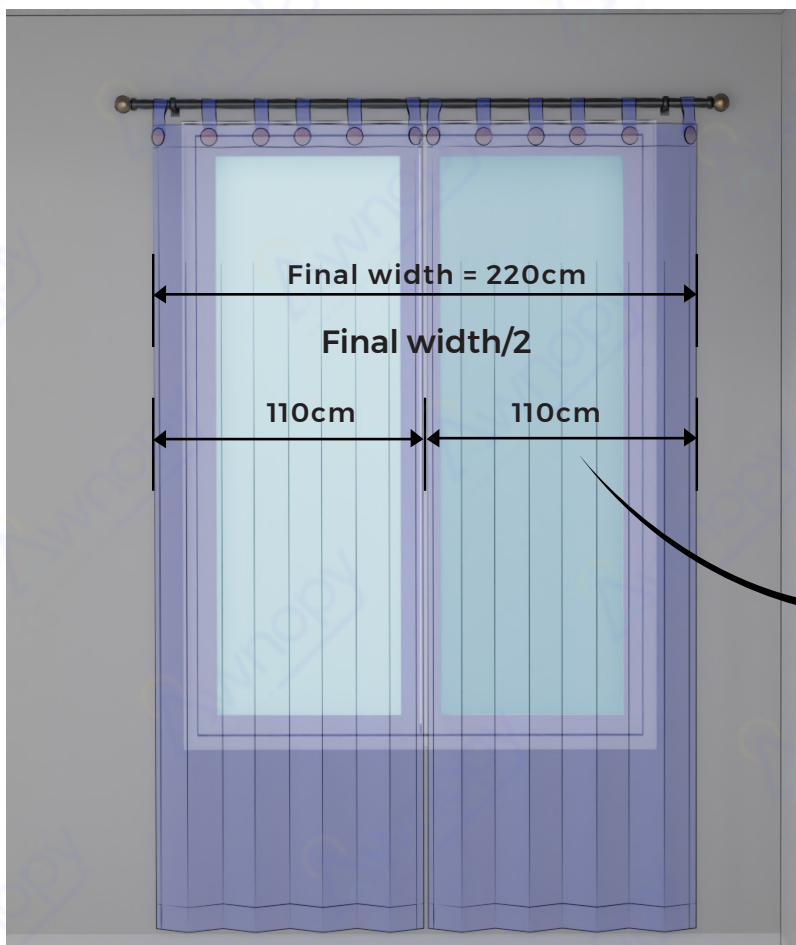
If Curtains Rods are Not already Installed:



Assumed size : **10cm (left) + 200cm + 10cm (Right) = 220cm**

Measure the outer frame of the window. Now add 20cms to this measurement (10cms for each side). Adding 20cms to the frame width allows you to cover your entire window and the curtain looks well placed. For example, if you outer window frame measure 200cms, your width to order will become 220cms.

In case you are ordering set of 2:



In case you want to use 2 curtains to cover a window, then divide the final width by 2 and order the curtain by this new width.



For example, your final width based on step 1 or 2 is 220cms. For ordering a set of 2 to cover this window, order a curtain for 110cm width and then choose Set of 2, option in the order form.

Width (in centimeters) * ?	Length (in centimeters) * ?
<input type="text" value="110cm"/>	<input type="text" value="xxx cm"/>
Package Quantity *	
<input type="button" value="Pack of 1"/>	<input checked="" type="button" value="Pack of 2"/>

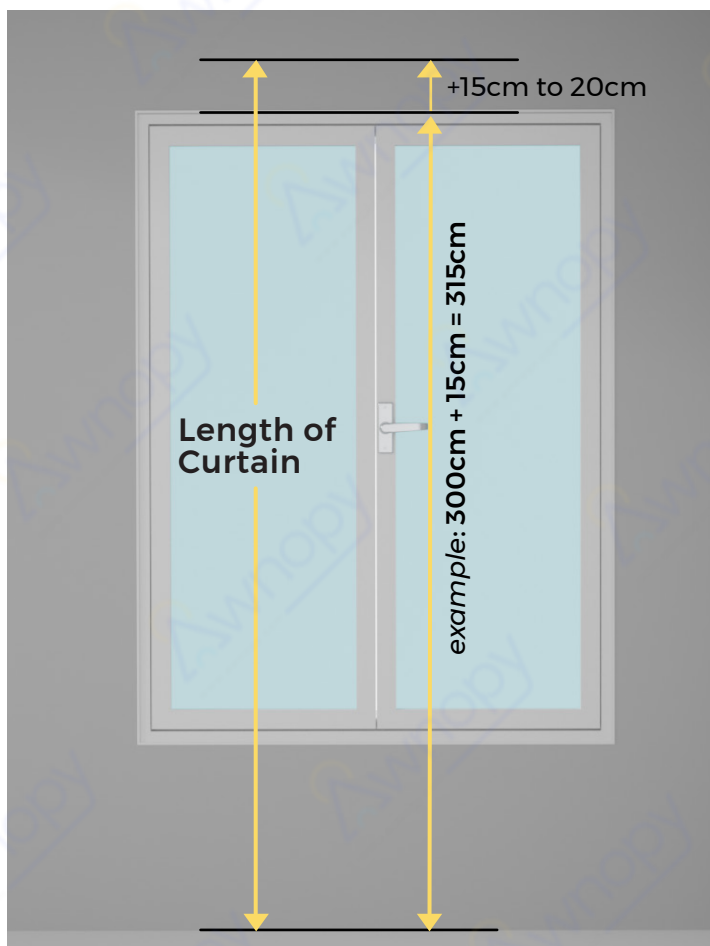
FOR LENGTH MEASUREMENT:



- Measure the length of the curtain from the top of the Curtain Rod to the desired length of the curtains.
- If you want the curtains to puddle on the floor, add 20cms to this measurement.
- If you want the curtains to hang just above the floor, reduce 5-10cms from this measurement.



In case No Curtain Rod has been installed:



Measure the curtain from top of window frame to the desired length.

Add about 15cms-20cms, to this height based on how high you would like the curtain rod to be at.

This becomes your final height measurement.

For example: If the height of window from top of frame to floor is 300cms, then height of curtain should be between 315-320cms.

Additional Tips:

If your windows are not the same size, measure each window separately.

If you have a bay window or other type of specialty window, measure the entire window opening.

If you are not sure how to measure your windows, you can always ask a professional for help.